

Spay/Neuter Equipment Tips




The ASPCA Spay/Neuter Alliance has packaged fast, easy tips to help your clinic boost its efficiency and organization.

Keeping an Organized Medical Area

An organized preparation area brings increased efficiency and patient safety by providing ease of access to all necessary equipment and supplies.

Mounting Clippers



Suspend clippers from the ceiling to prevent trip hazards, and give them additional protection, with a retractable ceiling extension cord.

Mounting Anesthesia Machines



By mounting anesthesia machines to a wall, you can provide your staff with a more efficient floor space. There will be less to clean around and fewer items to navigate during patient preparation and surgery.

Custom Cupboards for Vacuums




Provide even more floor space with simple cabinets to contain your wet/dry vacuum cleaners. Enclosed vacuums not only free up floor space but also reduce noise contamination, which can exacerbate patient stress.

Custom Endotracheal Tube Racks



Try this simple and inexpensive rack design to hang endotracheal tubes by size for drying and storage. These racks can be easily created with PVC pipe and a few simple tools.

Tea Strainer

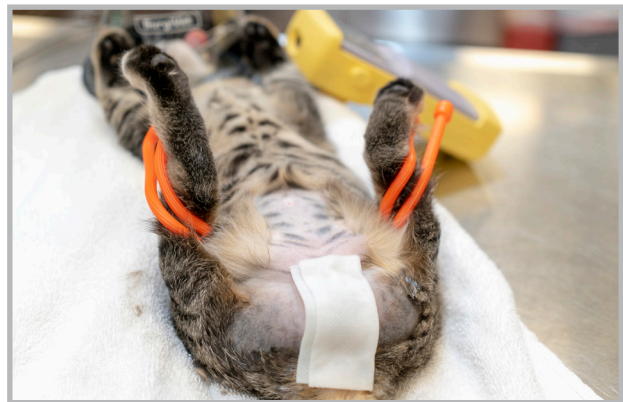



Use a tea strainer to contain needles during laundry to keep staff protected from those sharp edges.

Preparing Animals for Surgery


Patient preparation must be efficient and allow for careful attention to detail. Based on clinic protocols, all patients should be prepped in a manner that ensures both asepsis and thorough monitoring are maintained throughout the entire process.

Gear Tie



A gear tie can be used to hold the rear legs of a cat forward, in order to facilitate exposure for the approach. It is placed on the cat like a belt, right above the hips, then each leg is drawn forward and the “arm” of the restraint is wrapped around the leg just above the hock.

Sam Splint



A Sam splint is an alternative solution to the gear tie (although we prefer the gear tie, as it is extremely easy to disinfect). Cut a roll into thirds and use a 12-inch strip to hold up the rear legs of male cats for easy preparation and cleaner surgery.

Corn Oil as an Alternative Lubricant



Corn oil is an inexpensive and effective lubricant for protecting eyes of anesthetized patients and is used throughout veterinary medicine. In fact, it has been used with cyclosporine in the treatment of keratoconjunctivitis sicca. Place the oil in a lidded container to ensure the tip remains clean.

Protective Cornstarch



Cornstarch powder can be used as protection for patients with thin, delicate skin (e.g., male dogs, postpartum multiparous female dogs and older patients) during the shaving process. Although this will not prevent *all* nicking of the skin, it will make a considerable difference.

- Before shaving the patient, apply the powder over all areas that you are going to shave.
- Apply by sprinkling and rubbing in over areas you are going to shave.
- Once the powder is on and covering all areas, start shaving (using the same amount of light pressure as is normally given).
- Vacuum and prepare the patient as you normally would, and all the powder will be gone.